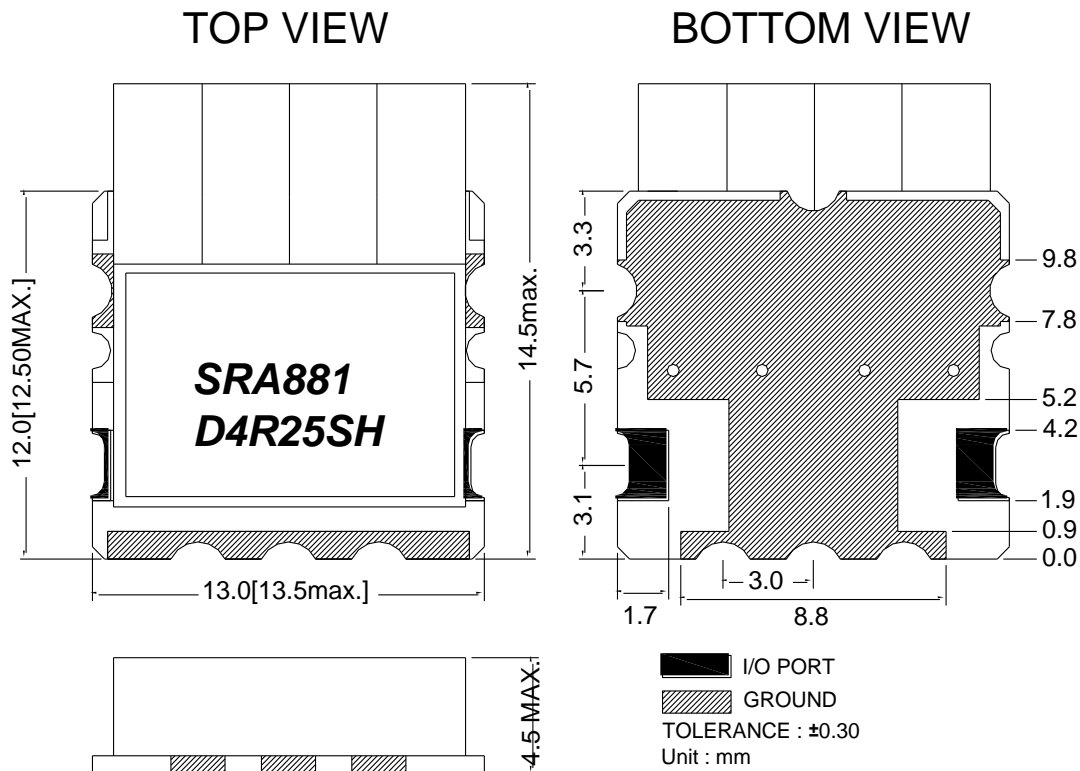


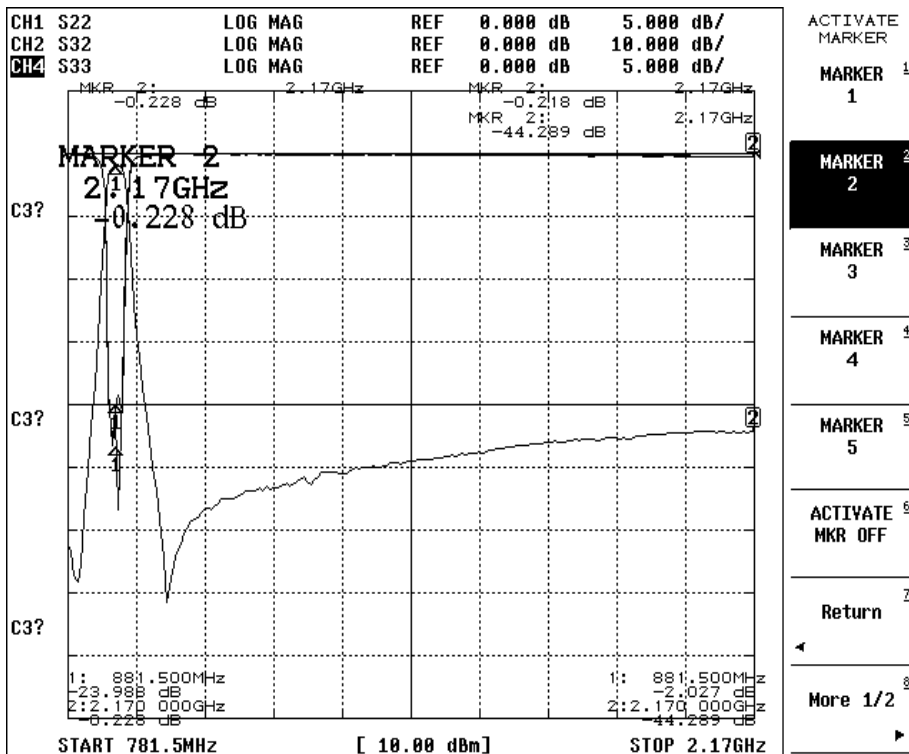
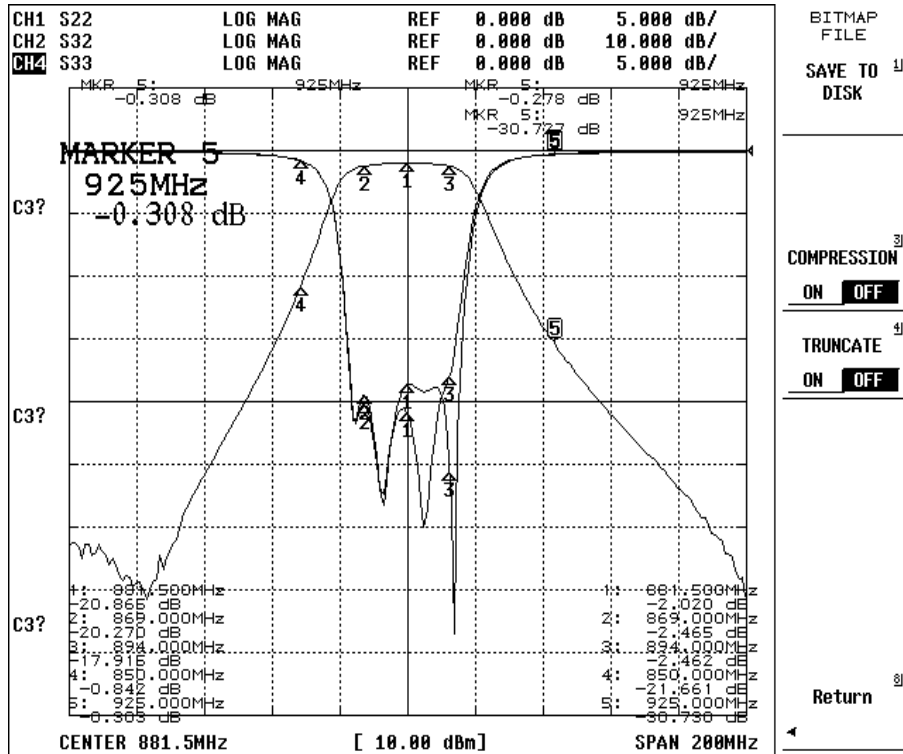
Electrical Specification

Items	Spec	Unit
Center Frequency [fo]	881.5	MHz
Bandwidth [BW]	$f_o \pm 12.5$ [869.0 ~ 894.0]	MHz
Insertion Loss in BW	3.5	dB max.
Ripple in BW	0.6	dB max.
Return Loss in BW	15.0	dB min.
V S W R in BW		max.
Attenuation	21.0 dB min. @ $f_o \pm$ [DC ~ 850.0]	MHz
<input checked="" type="checkbox"/> Absolute Value	21.0 dB min. @ $f_o \pm$ [925.0 ~ 2170.0]	MHz
<input type="checkbox"/> Relative Value	dB min. @ $f_o \pm$ [~]	MHz
	dB min. @ $f_o \pm$ [~]	MHz
Group Delay Variation		ns max
Input Power		W max.
In/Out Impedance	50 Ω	
Operation Temp. Range	-40°C to +85°C	

Mechanical Specification



Plot Data



Recommended PC Board Pattern

