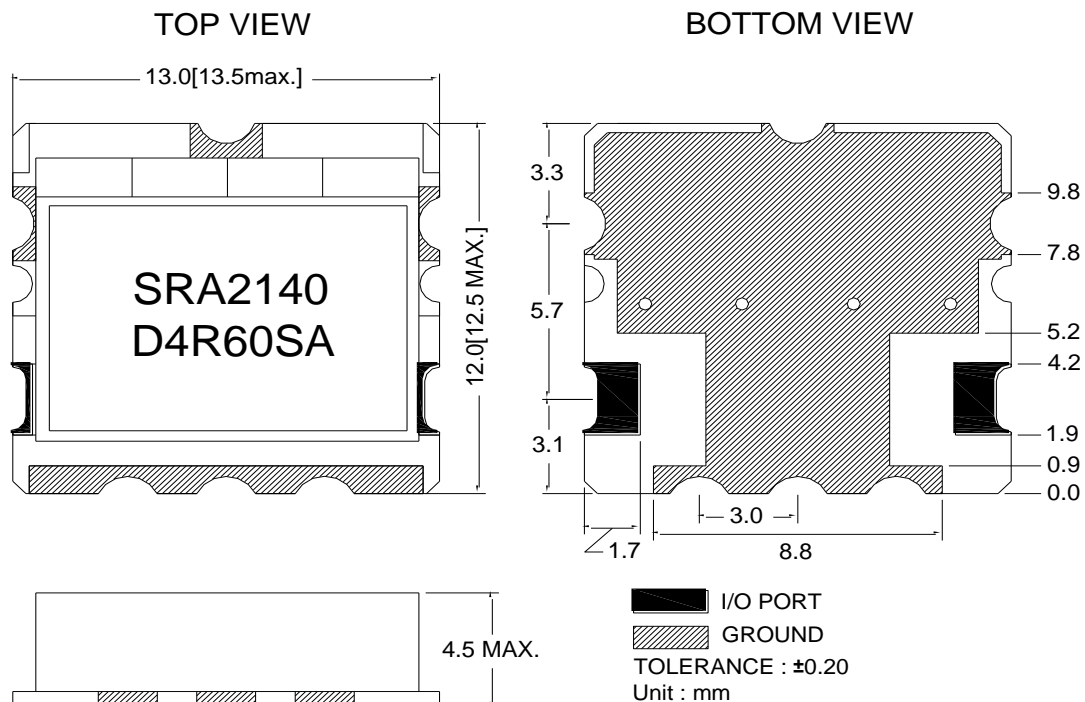


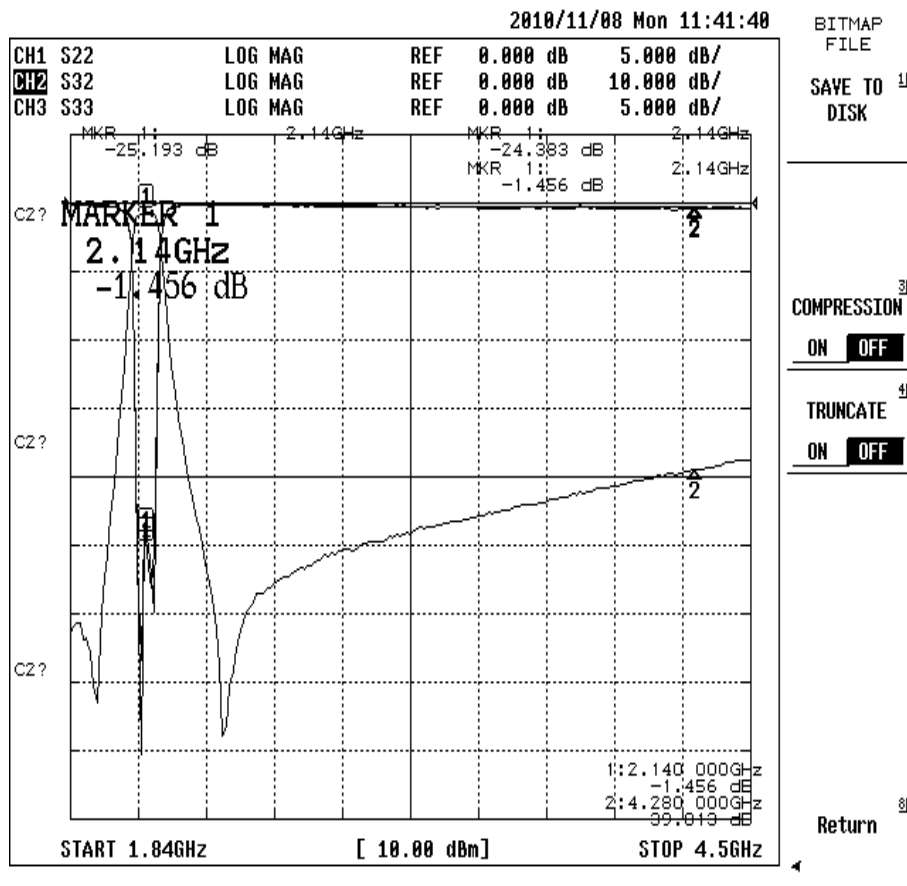
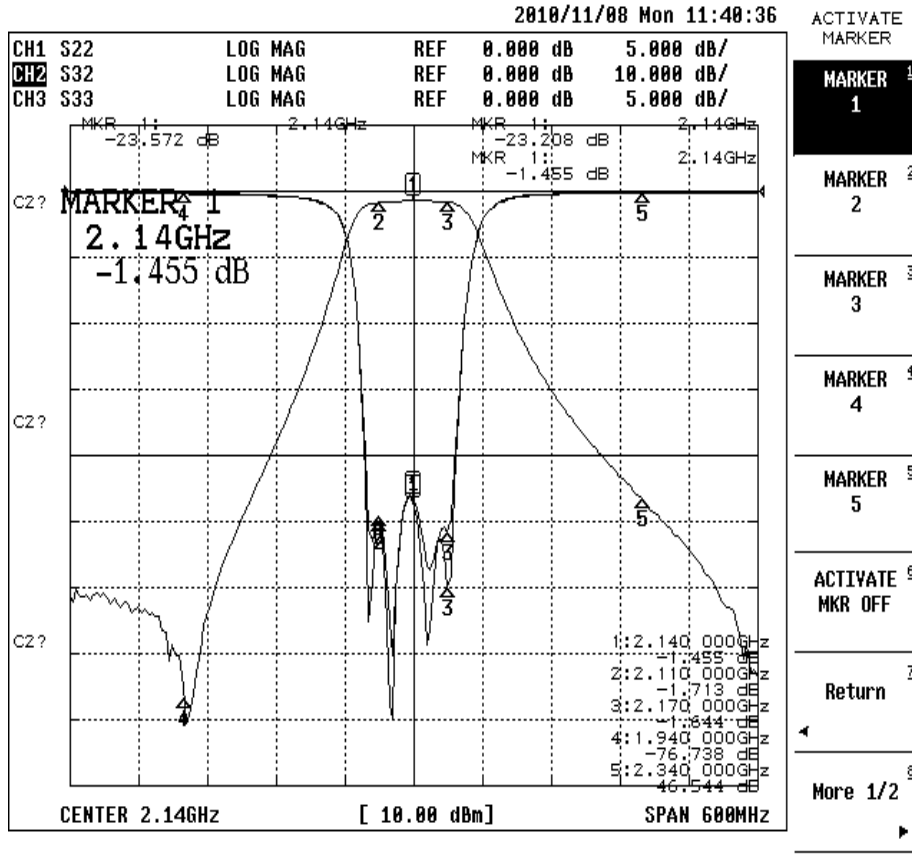
## Electrical Specification

Items	Spec	Unit
Center Frequency [fo]	2140.0	MHz
Bandwidth [BW]	$f_o \pm 30.0$ [ 2110.0 ~ 2170.0 ]	MHz
Insertion Loss in BW	2.2	dB max.
Ripple in BW	0.6	dB max.
Return Loss in BW		dB min.
V S W R in BW	1.5	max.
Attenuation <input checked="" type="checkbox"/> Absolute Value <input type="checkbox"/> Relative Value	40.0 dB min. @ $f_o \pm$ [ 1940.0 & 2340.0 ]	MHz
	35.0 dB min. @ $f_o \pm$ [ 4280.0 & ]	MHz
	dB min. @ $f_o \pm$ [ & ]	MHz
	dB min. @ $f_o \pm$ [ & ]	MHz
Group Delay Variation		ns max
Input Power		W max.
In/Out Impedance	50 $\Omega$	
Operation Temp. Range	-40°C to +85°C	

## Mechanical Specification



## Plot Data



## Recommended PC Board Pattern

