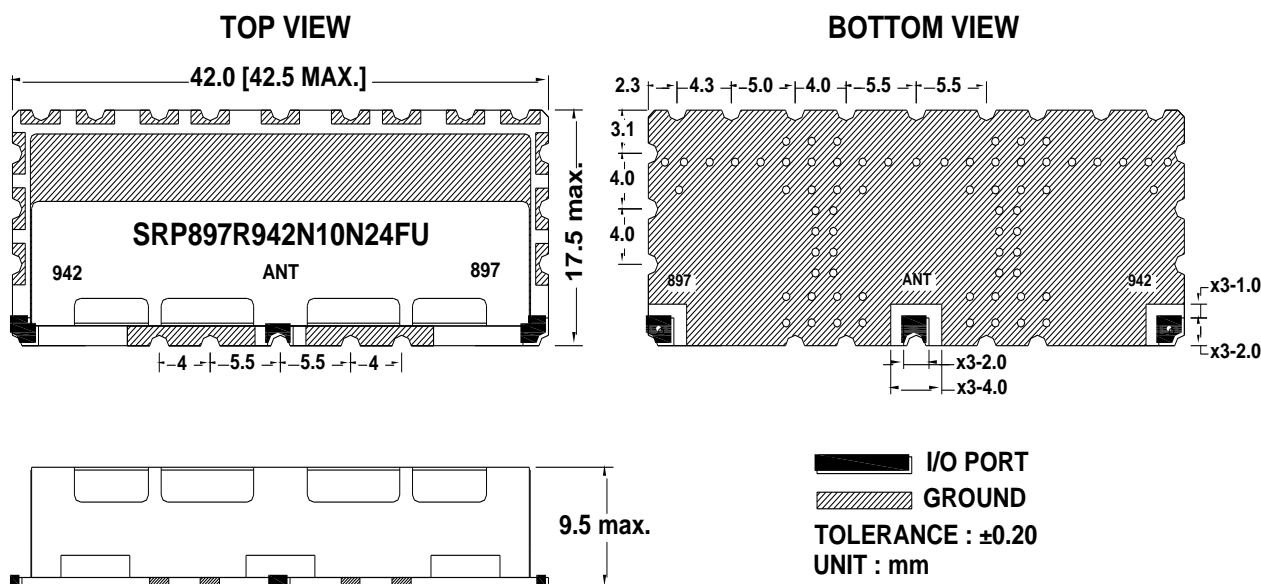


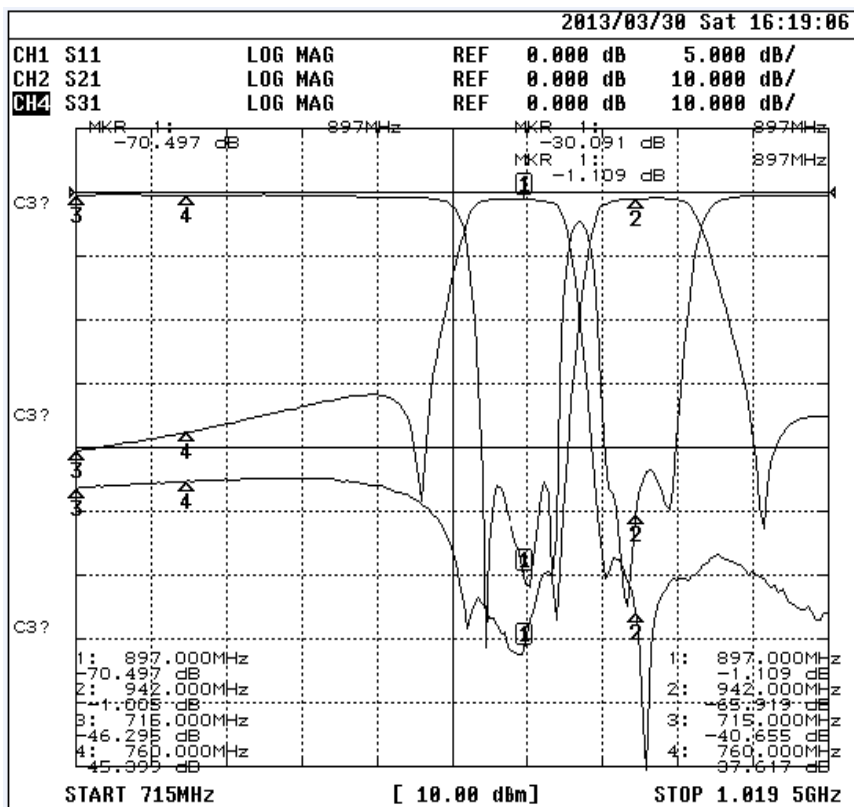
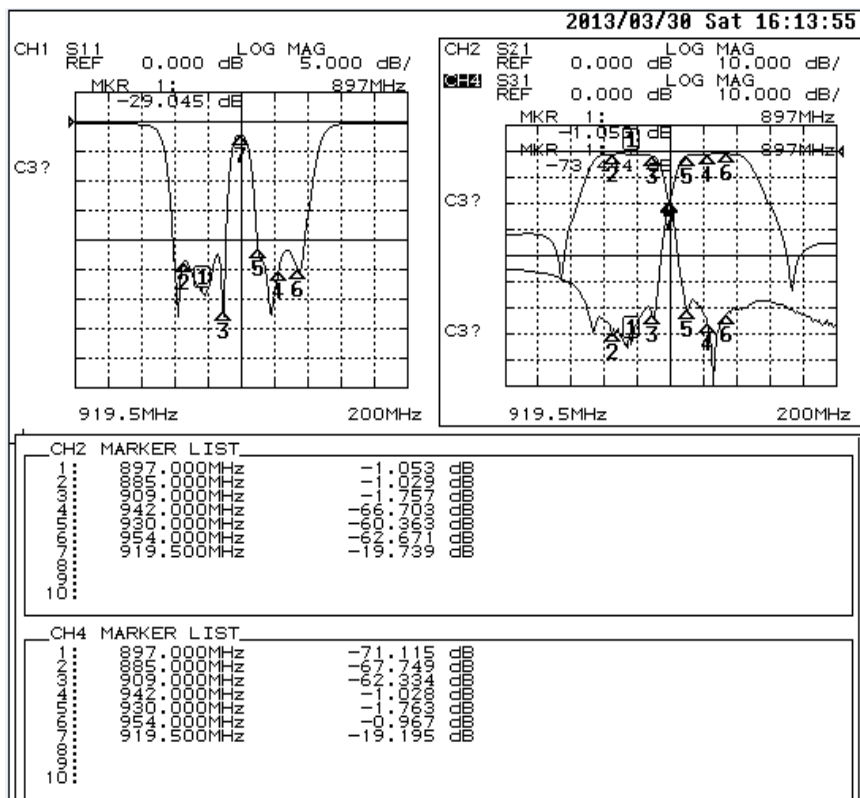
## Electrical Specification

ITEMS	ANT >> Low	ANT >> High	Unit
Center Frequency [fo]	897.0	942.0	MHz
Bandwidth [BW]	fo± 12.0 [ 885.0 ~ 909.0 ]	fo± 12.0 [ 930.0 ~ 954.0 ]	MHz
Insertion Loss in BW	2.0	2.0	dB max.
Ripple in BW	1.0	1.0	dB max.
Return Loss in BW <input checked="" type="checkbox"/> ANT Port			dB min.
V S W R in BW <input type="checkbox"/> ALL Port	1.3	1.3	max.
Attenuation <input checked="" type="checkbox"/> Absolute Value <input type="checkbox"/> Relative Value	35.0 dB min @ [ DC ~ 715.0 ]	35.0 dB min @ [ DC ~ 760.0 ]	MHz
	55.0 dB min @ [ 930.0 ~ 954.0 ]	55.0 dB min @ [ 885.0 ~ 909.0 ]	MHz
	18.0 dB min @ [ 919.5 ~ ]	18.0 dB min @ [ 919.5 ~ ]	MHz
	dB min @ [ ~ ]	dB min @ [ ~ ]	MHz
Isolations	dB min @ [ ~ ]		MHz
	dB min @ [ ~ ]		MHz
Input Power	3.0 W max.		
In/Out Impedance	50 Ω		
Operation Temp. Range	-40°C to +85°C		

## Mechanical Specification



Plot Data



## Recommended PC Board Pattern

