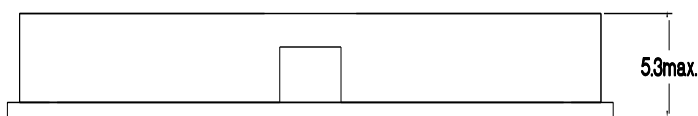
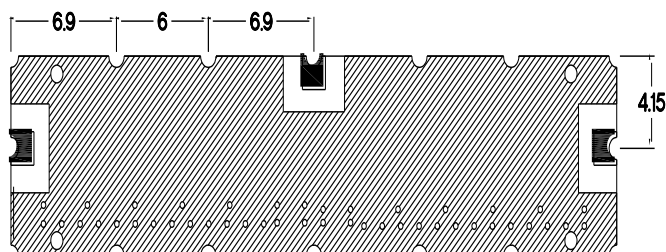
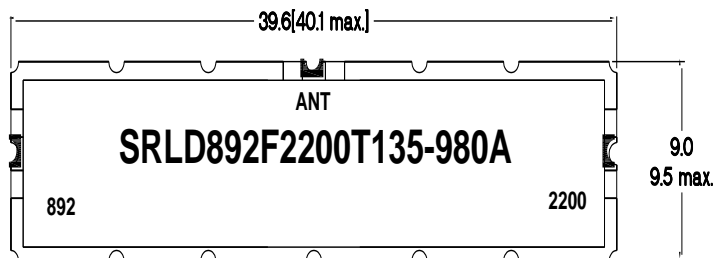


Electrical Specification

ITEMS	ANT >> Low	ANT >> High	Unit
Center Frequency [fo]	892.5	2200.0	MHz
Bandwidth [BW]	fo±67.5 [825.0 ~ 960.0]	fo±490.0 [##### ~ #####]	MHz
Insertion Loss in BW	1.0	1.0	dB max.
Ripple in BW	1.0	1.0	dB max.
Return Loss in BW	15.0	15.0	dB min.
V S W R in BW			max.
Attenuation	45.0 dB min @ [##### ~ #####]	45.0 dB min @ [825.0 ~ 960.0]	MHz
<input checked="" type="checkbox"/> Absolute Value	dB min @ [~]	dB min @ [~]	MHz
<input type="checkbox"/> Relative Value	dB min @ [~]	dB min @ [~]	MHz
Isolations	dB min @ [~]		MHz
		dB min @ [~]	MHz
Input Power	3.0 W max.		
In/Out Impedance	50 Ω		
Operation Temp. Range	-40°C to +85°C		

Mechanical Specification



 I/O PORT

 GROUND

TOLERANCE : ±0.30

UNIT : mm

Plot Data

